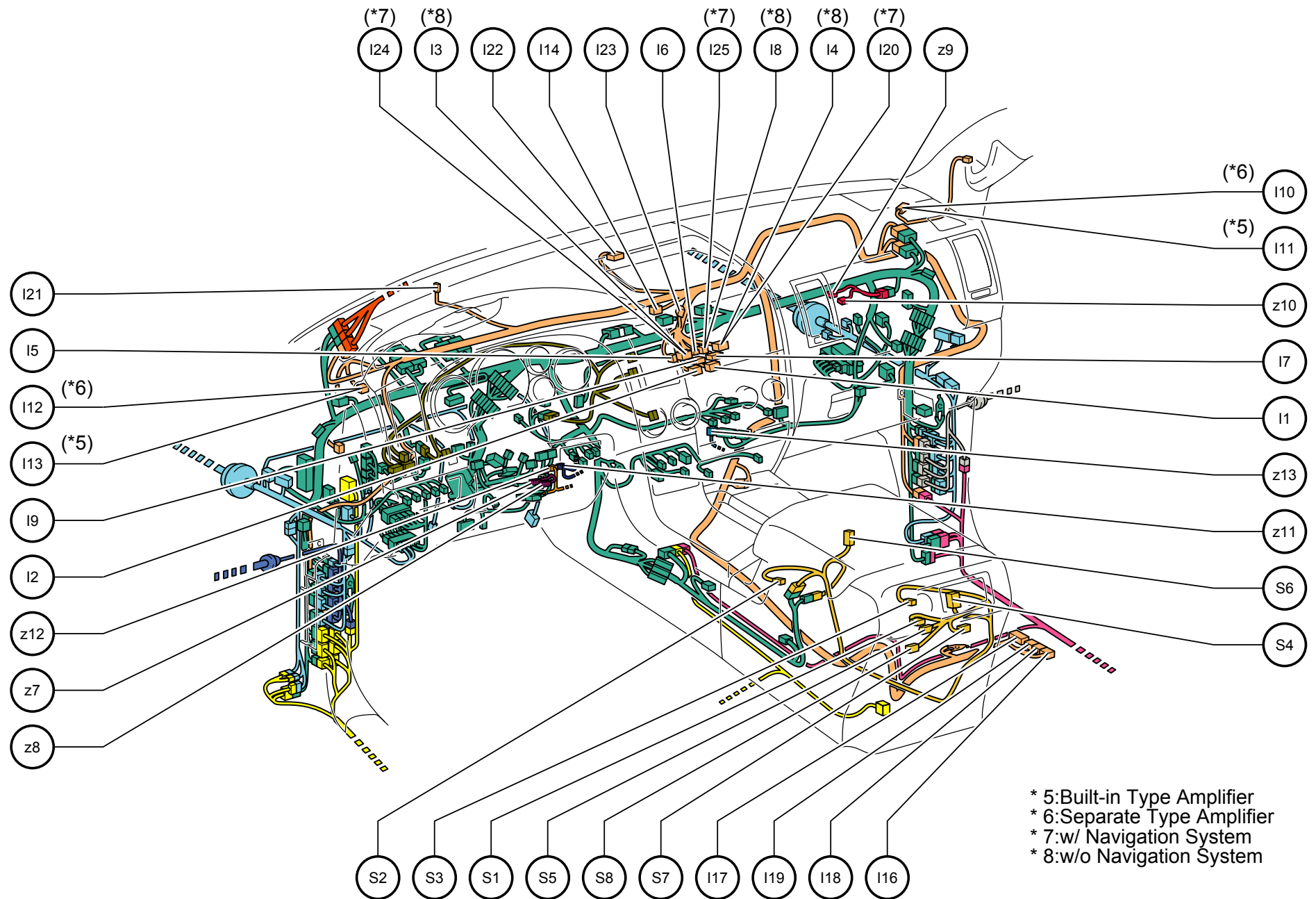
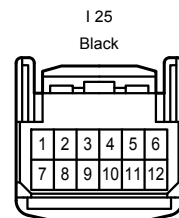
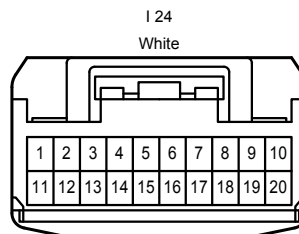
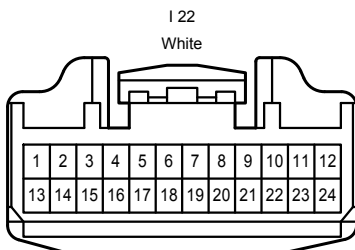
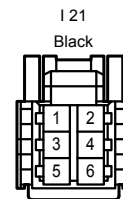
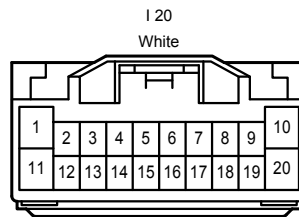
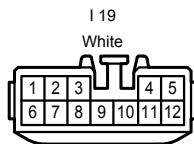
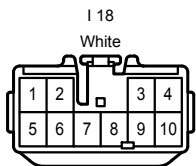
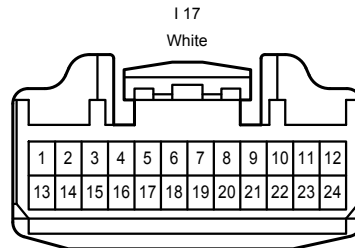
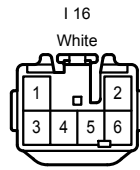
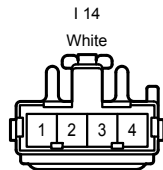
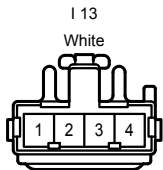

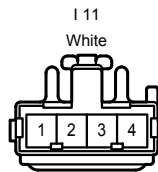

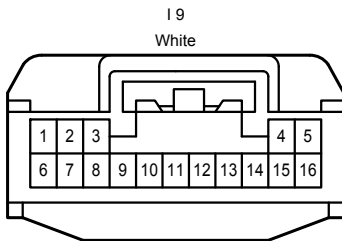
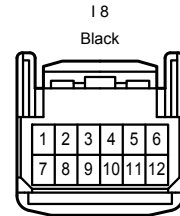
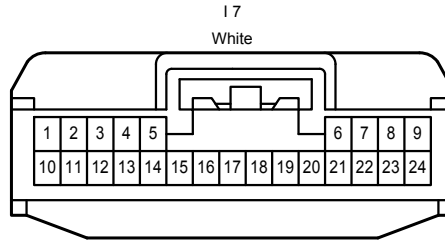
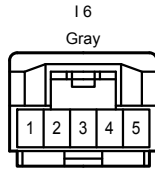
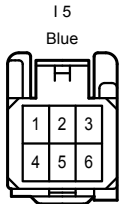
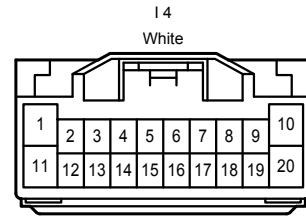
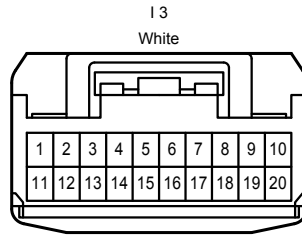
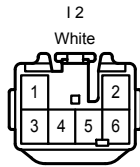
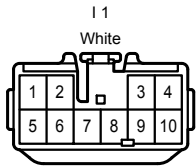


# Position of Parts in Instrument Panel



- I 1 Radio Receiver Assembly
- I 2 Radio Receiver Assembly
- I 3 Radio Receiver Assembly
- I 4 Radio Receiver Assembly
- I 5 Navigation Receiver Assembly
- I 6 Navigation Receiver Assembly
- I 7 Navigation Receiver Assembly
- I 8 Radio Receiver Assembly
- I 9 Radio Receiver Assembly
- I 10 Front No.1 Speaker Assembly RH
- I 11 Front No.1 Speaker Assembly RH
- I 12 Front No.1 Speaker Assembly LH
- I 13 Front No.1 Speaker Assembly LH
- I 14 Front No.4 Speaker Assembly
- I 16 Stereo Component Amplifier Assembly
- I 17 Stereo Component Amplifier Assembly
- I 18 Stereo Component Amplifier Assembly
- I 19 Stereo Component Amplifier Assembly
- I 20 Navigation Receiver Assembly
- I 21 Automatic Light Control Sensor
- I 22 Accessory Meter Assembly
- I 23 Amplifier Antenna Assembly
- I 24 Navigation Receiver Assembly
- I 25 Navigation Receiver Assembly
  
- S 1 Power Outlet Socket Assembly
- S 2 Center Power Point Socket Assembly
- S 3 Center Power Outlet Socket Assembly
- S 4 Rear A/C Control Assembly
- S 5 Video Adapter Terminal
- S 6 No.1 Interior Illumination Light Assembly
- S 7 Headphone Terminal RH
- S 8 Headphone Terminal □ H
  
- z 7 Driver Side Squib Circuit , Spiral Cable Sub-Assembly
- z 8 Driver Side Squib 2nd Step Circuit , Spiral Cable Sub-Assembly
- z 9 Front Passenger Side Squib 2nd Step Circuit
- z 10 Front Passenger Side Squib Circuit
- z 11 Cruise Control Main Switch , Spiral Cable Sub-Assembly
- z 12 Spiral Cable Sub-Assembly , Steering Pad Switch Assembly
- z 13 Front A/C Blower Assembly , A/C Amplifier Assembly

# Position of Parts in Instrument Panel



## Position of Parts in Instrument Panel

